



Ritmo meets all your welding needs in your jobsite



The information and photos in this publication are not binding and RITMO S.P.A. is free to make any alterations without prior notice.

A DVANTAGE

RITMO



RITMO WORLDWIDE

Ritmo has professional distributors and resellers all over the world. Our staff is ready to assist you in English, Spanish, French, German, Arab, Italian, Russian and Portuguese.

TRAINING

From many years now, we have decided that the best way to grant a client/distributor a perfect knowledge of our products is to invest in custom training, in our own premises. These courses are aimed to teach how to operate the products in the best way, and how to supply the “first aid” when necessary.

PRESALES TECHNICAL ASSISTANCE

When a client or a potential client wants to buy us a product, it is our standard procedure to help find the best solution to its needs.

GLOBAL ADVICE

In such a technical field as ours, the customer requires the best assistance. Thanks to the experience developed along the years, and to the co-operation with several manufacturers, institutions, schools and training institutes, RITMO is able to give the most comprehensive advice to no matter which related issue. Our company is a long-time member of a UNIPLAST's (UNI-Italian National Plastics Standards Body) working group dedicated to the study and draw up of new standards within our field. The importance of this group is linked to the fact that the expansion of the plastic welding field ought to be followed by a crescent sensitivity for safety issues, so to have a sustainable and continuous growth. The working group prepares draws, hence present them to the UNI to be discussed and eventually transformed into new standards.


AFTER SALES TECHNICAL ASSISTANCE

Ritmo's Service Centre can solve all kind of technical issues, as well as overhaul our machines. Ritmo has other Service Centres abroad, linked to its official distributors.


STARTING AND TESTING

RITMO' technicians are prepared to make the starting and testing of workshop machines at the client' own premises, so that the fittings production can start almost immediately.

FITTINGS FABRICATION MACHINES



WORKING RANGE Ø mm	32	40	50	63	75	90	110	125	140	160	180	200	225	250	280	315	355	400	450	500	560	630	710	800	900	1000	1200	1400	1600	
ALFA 200 CTB																														
ELBOWS				63	75	90	110	125	140	160	180	200																		
Y - T - X				63	75	90	110	125	140	160																				
ALFA 400 MANUAL																														
ELBOWS						90	110	125	140	160	180	200	225	250	280	315	355	400												
Y - T - X						90	110	125	140	160	180	200	225	250	280	315														
ALFA 400 EASY LIFE																														
ELBOWS						90	110	125	140	160	180	200	225	250	280	315	355	400												
Y - T - X						90	110	125	140	160	180	200	225	250	280	315														
ALFA 400 CTB																														
ELBOWS							110	125	140	160	180	200	225	250	280	315	355	400												
Y - T - X							110	125	140	160	180	200	225	250	280	315	355													
ALFA 630 T																														
ELBOWS													225	250	280	315	355	400	450	500	560	630								
Y - T - X													225	250	280	315	355	400	450	500	560	630								
ALFA 1000																														
ELBOWS																	355	400	450	500	560	630	710	800	900	1000				
Y - T - X																	355	400	450	500	560	630	710	800						
ALFA 1200																														
ELBOWS																							630	710	800	900	1000	1200		
Y - T - X																							630	710	800	900	1000			
ALFA 1600																														
ELBOWS																								710	800	900	1000	1200	1400	1600
Y - T - X																								710	800	900	1000	1200		
WORKING RANGE Ø mm	32	40	50	63	75	90	110	125	140	160	180	200	225	250	280	315	355	400	450	500	560	630	710	800	900	1000	1200	1400	1600	



WORKING RANGE Ø IPS	2"	3"	4"	5"	6"	8"	10"	12"	14"	16"	18"	20"	22"	24"	26"	28"	30"	32"	34"	36"	42"	48"	54"	63"		
ALFA 200 CTB																										
ELBOWS	2"	3"	4"	5"	6"																					
Y - T - X	2"	3"	4"	5"																						
ALFA 400 MANUAL																										
ELBOWS			4"	5"	6"	8"	10"	12"	14"	16"																
Y - T - X			4"	5"	6"	8"	10"	12"																		
ALFA 400 EASY LIFE																										
ELBOWS			4"	5"	6"	8"	10"	12"	14"	16"																
Y - T - X			4"	5"	6"	8"	10"	12"																		
ALFA 400 CTB																										
ELBOWS			4"	5"	6"	8"	10"	12"	14"	16"																
Y - T - X			4"	5"	6"	8"	10"	12"																		
ALFA 630 T																										
ELBOWS						8"	10"	12"	14"	16"	18"	20"	22"	24"												
Y - T - X						8"	10"	12"	14"	16"	18"	20"	22"	24"												
ALFA 48"																										
ELBOWS															24"	26"	28"	30"	32"	34"	36"	42"	48"			
Y - T - X															24"	26"	28"	30"	32"	34"	36"					
ALFA 63"																										
ELBOWS																	26"	28"	30"	32"	34"	36"	42"	48"	54"	63"
Y - T - X																	26"	28"	30"	32"	34"	36"	42"	48"		
WORKING RANGE Ø IPS	2"	3"	4"	5"	6"	8"	10"	12"	14"	16"	18"	20"	22"	24"	26"	28"	30"	32"	34"	36"	42"	48"	54"	63"		

WORKING RANGE Ø DIPS	2"	3"	4"	5"	6"	8"	10"	12"	14"	16"	18"	20"	22"	24"
ALFA 200 CTB														
ELBOWS		3"	4"	5"	6"									
Y - T - X		3"	4"											
ALFA 400 MANUAL														
ELBOWS			4"	5"	6"	8"	10"	12"	14"					
Y - T - X			4"	5"	6"	8"	10"							
ALFA 400 EASY LIFE														
ELBOWS			4"	5"	6"	8"	10"	12"	14"					
Y - T - X			4"	5"	6"	8"	10"							
ALFA 400 CTB														
ELBOWS			4"	5"	6"	8"	10"	12"	14"					
Y - T - X			4"	5"	6"	8"	10"	12"						
ALFA 630 T														
ELBOWS						8"	10"	12"	14"	16"	18"	20"	22"	24"
Y - T - X						8"	10"	12"	14"	16"	18"	20"	22"	24"
WORKING RANGE Ø DIPS	2"	3"	4"	5"	6"	8"	10"	12"	14"	16"	18"	20"	22"	24"



ALFA 400 MANUAL

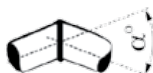
Workshop welding machine designed to fabricate fittings like elbows, tees, crosses and wyes up to \varnothing 400 mm, by joining pipe segments, with the help of special jaws.

STANDARD COMPOSITION:

- A machine body with two carriages, one of which driven by a hydraulic system, upper cylinder and tools kit
- A manual hydraulic control panel for the welding cycle
- A milling cutter for levelling the ends of the pipes and/or fittings with built-in overload cutout and safety microswitch
- A Teflon-coated heating plate, power supply 230 V or 400 V 50/60 Hz
- Right and left elbows clamps \varnothing 400 mm with steel inserts from \varnothing 90 mm to 355 mm

ON REQUEST

- Elbows clamps \varnothing 16" IPS;
inserts \varnothing 4" \div 14" IPS; \varnothing 4" \div 14" DIPS
- Tees/crosses clamps \varnothing 315 mm; inserts \varnothing 90 \div \varnothing 280 mm
- Tees/crosses clamps clamps \varnothing 12" IPS;
inserts \varnothing 4" \div 10" IPS; \varnothing 4" \div 10" DIPS
- Wyes clamps \varnothing 315 mm; inserts \varnothing 90 \div \varnothing 280 mm
- Wyes clamps \varnothing 12" IPS;
inserts \varnothing 4" \div 10" IPS; \varnothing 4" \div 10" DIPS
- Right or left special clamps \varnothing 400; inserts \varnothing 110 \div \varnothing 355 mm
- Tool for flange necks
- Facer disk for PVC
- THE INSPECTOR Data-logging and cables



Elbows 90 \div 400 mm
4" \div 16" IPS; 4" \div 14" DIPS
0° \div 45°



Wyes 90 \div 315 mm
4" \div 12" IPS; 4" \div 10" DIPS
45° \div 60°




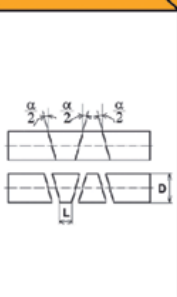
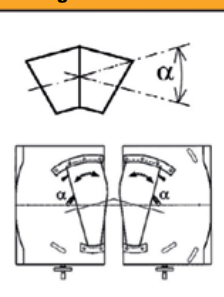

Tees/Crosses
90 \div 315 mm
4" \div 12" IPS; 4" \div 10" DIPS

TECHNICAL FEATURES


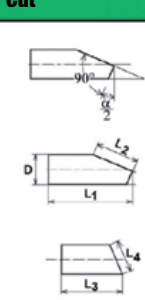
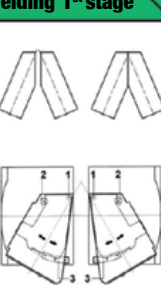
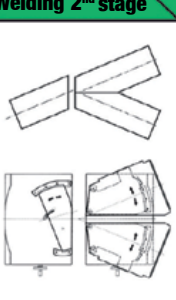

Materials	HDPE, PP For other materials contact RITMO S.P.A.
Power supply	230 V Single Phase 50/60 Hz 400 V Three Phase 50/60 Hz
Total absorbed power	7400 W
Working temperature	180° \div 280° C (356° \div 536° F)
Outside temperature range	-5° \div 40° C (23° \div 104° F)
Weight standard composition	647 Kg (1426 lb)
Dimensions	1490 x 2020 x 1700 mm 58.6" x 79.5" x 67"

HOW TO FABRICATE A SPECIAL FITTING


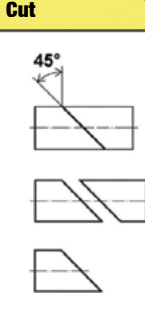
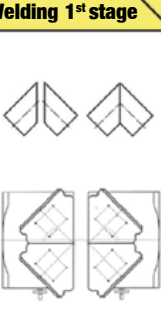
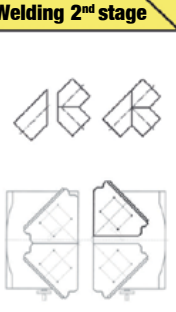

ELBOWS

	Cut	Welding	
			


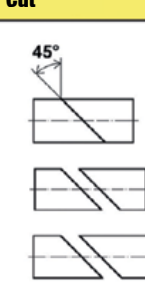
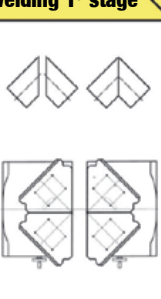
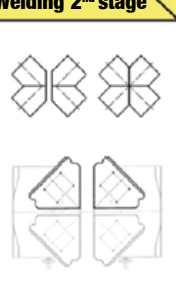

WYES (Y)

	Cut	Welding 1 st stage	Welding 2 nd stage	
				

TEES

	Cut	Welding 1 st stage	Welding 2 nd stage	
				

CROSSES

	Cut	Welding 1 st stage	Welding 2 nd stage	
				



**Ritmo**
PLASTIC WELDING TECHNOLOGY



The information and photos in this publication are not binding and RITMO S.P.A. is free to make any alterations without prior notice.



RITMO S.p.A.

Via A. Volta, 35/37 - 35037
Bresseo di Teolo (PADOVA) ITALY

Ph. +39 049 9901888
Fax +39 049 9901993

info@ritmo.it
www.ritmo.it

